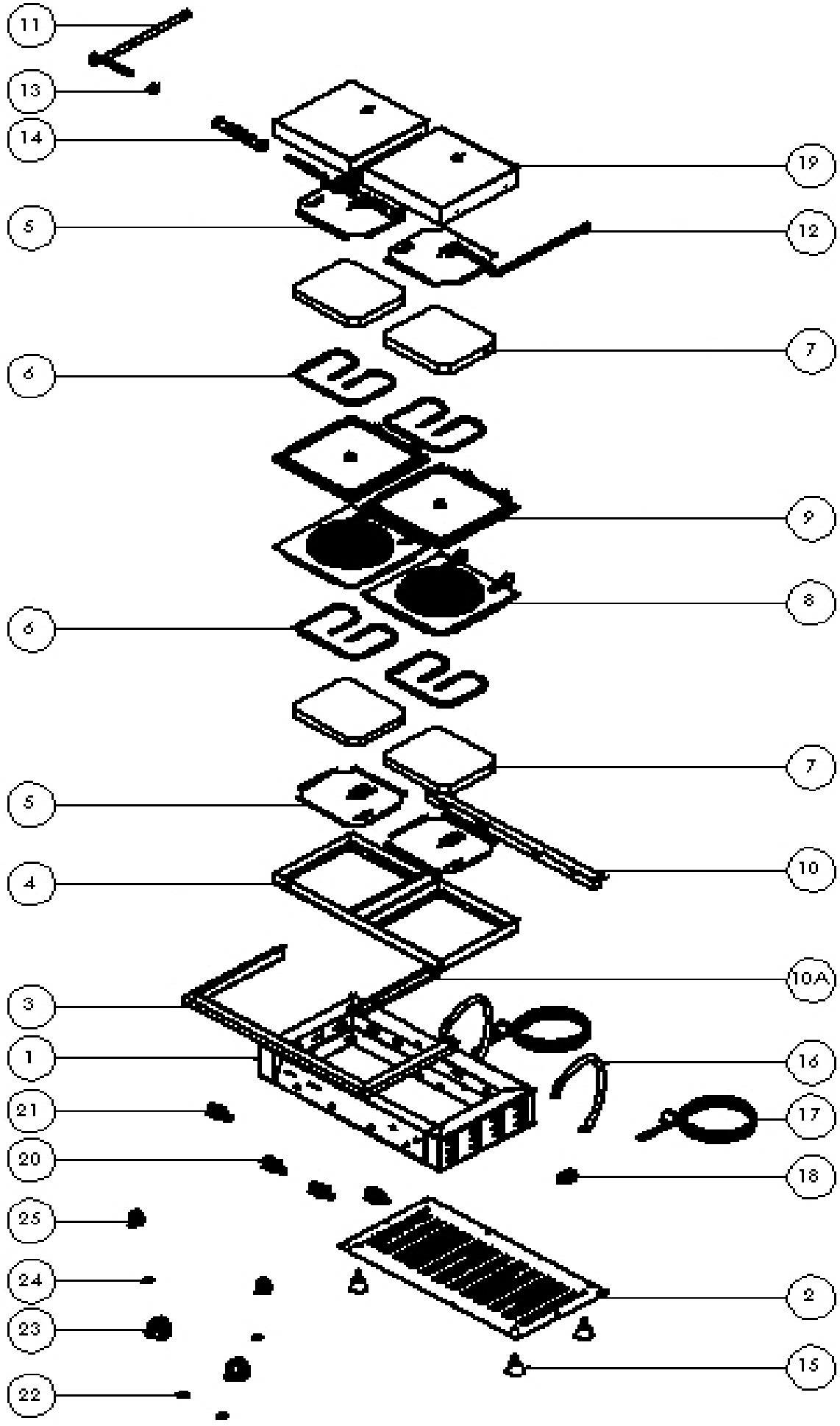

	ÜRÜN ADI / PRODUCT	TARİH / DATE	DETAY RESİM DETAIL PICTURE
GMG CATERING EQUIPMENT	KGW 26	08.06.2018	SAYFA NO: 1 / 4 PAGE NO.: 1 / 4

KGW 26		
	Dış Ölçüler / Outside Dim.	595 x 305,5 x 300 mm.
	Pişirme Yüzeyi / Baking Surface	2 x Ø 16 x 1,5 cm.
	Termostat Aralığı (°C) / Thermostat Interval (°C)	2 x 52 - 310 °C (Bağımsız / Independent)
	Toplam Elektrik Gücü (kW) / Total Power (kW)	2,2 kW. + 2,2 kW.
	Elektrik Besleme Gerilimi (V) / Power Supply Voltage (V)	220 V F+N
	Besleme Kablosu / Power Supply Cable	3 x 1,5 H07RN-F
	İç Tesisat Kabloları / Internal Cable	SİAF 2,5 mm²
	İzolasyon / Insulatıon	Taş Yünü / Rock Wool
	Ağırlık / Weight	30 kg.

NO.	AÇIKLAMA	DESCRIPTION	ÜRÜN NO. ITEM NO	ADET / PCS.
1	GÖVDE	MAIN BODY	KGW26-01	1
2	TABAN	LOWER COVER	KGW26-02	1
3	YAĞDANLIK	LUBRICATOR	KGW26-03	1
4	ÇERCEVE	FRAME	KGW26-04	1
5	REZİSTANS TUTUCU	RESISTANCE HOLDER	KGW26-05	4
6	REZİSTANS	RESISTANCE	KGW26-06	4
7	İZOLASYON	INSULATION	KGW26-07	4
8	ALT DÖKÜM	LOWER CASTING	KGW26-08	2
9	ÜST DÖKÜM	UPPER CASTING	KGW26-09	2
10	ARKA YAĞDANLIK	REAR LUBRICATOR	KGW26-10	1
10A	ORTA YAĞDANLIK	MIDDLE LUBRICATOR	KGW26-10A	1
11	SOL KOL	LEFT ARM	KGW26-11	2
12	SAĞ KOL	RIGHT ARM	KGW26-12	2
13	YÜZÜK	HANDLE CONNECTION ELEMENT	KGW26-13	4
14	DERLİN TUTAMAK	UP COVER LIFT	KGW26-14	2
15	AYAK	FEET	KGW26-15	4
16	SPİRAL	CABLE PROTECTION	KGW26-16	2
17	BESLEME KABLOSU	FEEDING CABLE	KGW26-17	2
18	RAKOR	FEEDING CABLE SOCKET	KGW26-18	2
19	ÜST KAPAK	UPPER COVER	KGW26-19	2
20	TERMOSTAT	THERMOSTAT	KGW26-20	2
21	ŞALTER	POWER SWITCH	KGW26-21	2
22	TERMOSTAT LAMBASI	THERMOSTAT LAMP	KGW26-22	2
23	TERMOSTAT DÜĞMESİ	THERMOSTAT BUTTON	KGW26-23	2
24	ŞALTER LAMBASI	POWER SWITCH LAMP	KGW26-24	2
25	ŞALTER DÜĞMESİ	POWER SWITCH BUTTON	KGW26-25	2

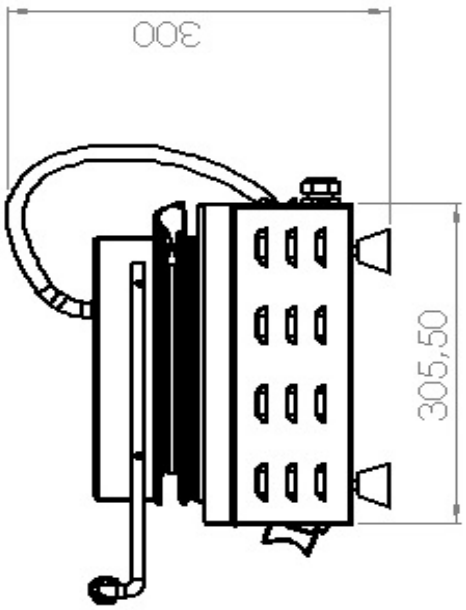

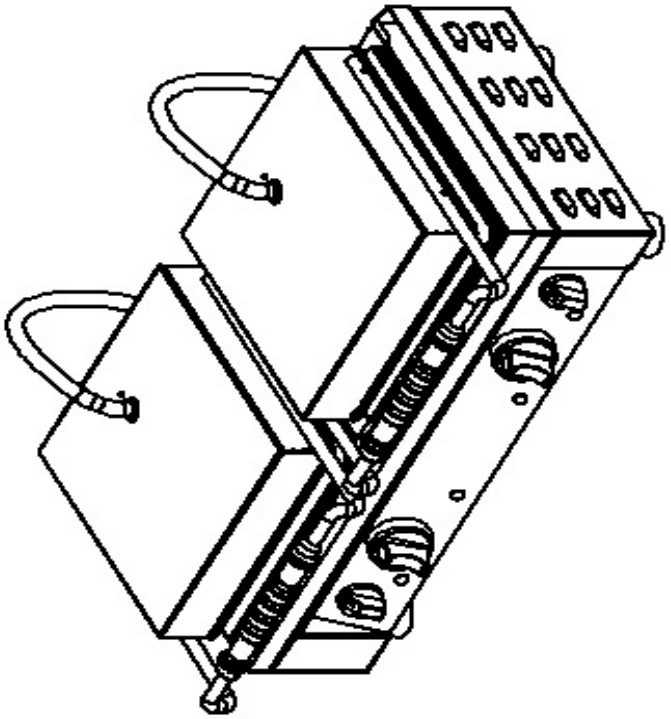

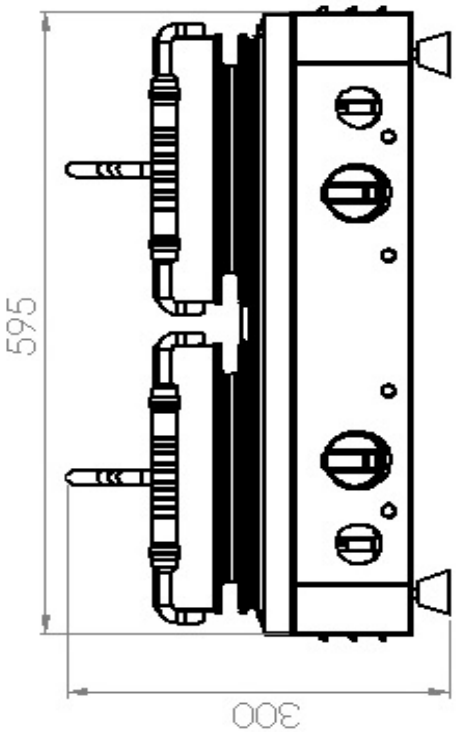

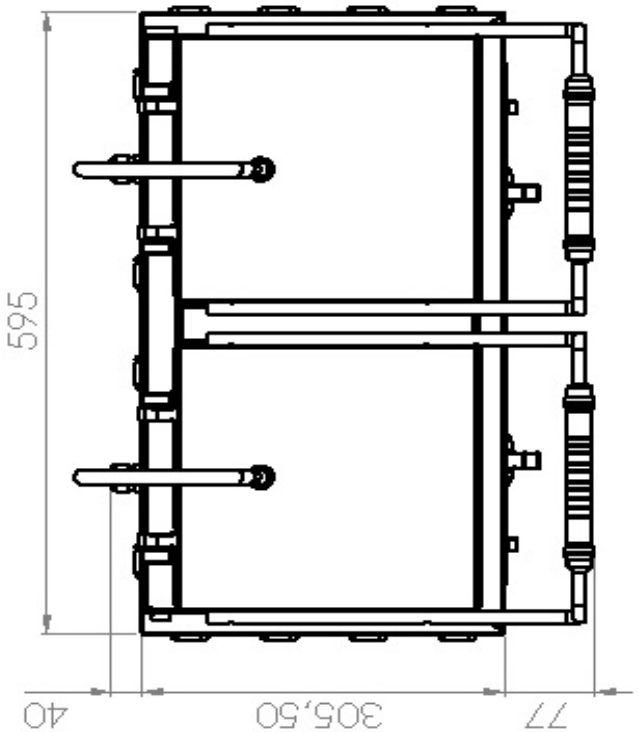

	ÜRÜN ADI / PRODUCT	TARİH / DATE	ÖLÇÜLENDİRME MEASUREMENTS
GMG CATERING EQUIPMENT	KGW 26	08.06.2018	SAYFA NO: 3 / 4 PAGE NO.: 3 / 4

KGW 26 WAFFLE MAKİNASI - ELEKTRİK ŞEMASI
KGW 26 WAFFLE MACHINE ELECTRICAL CIRCUIT DIAGRAM

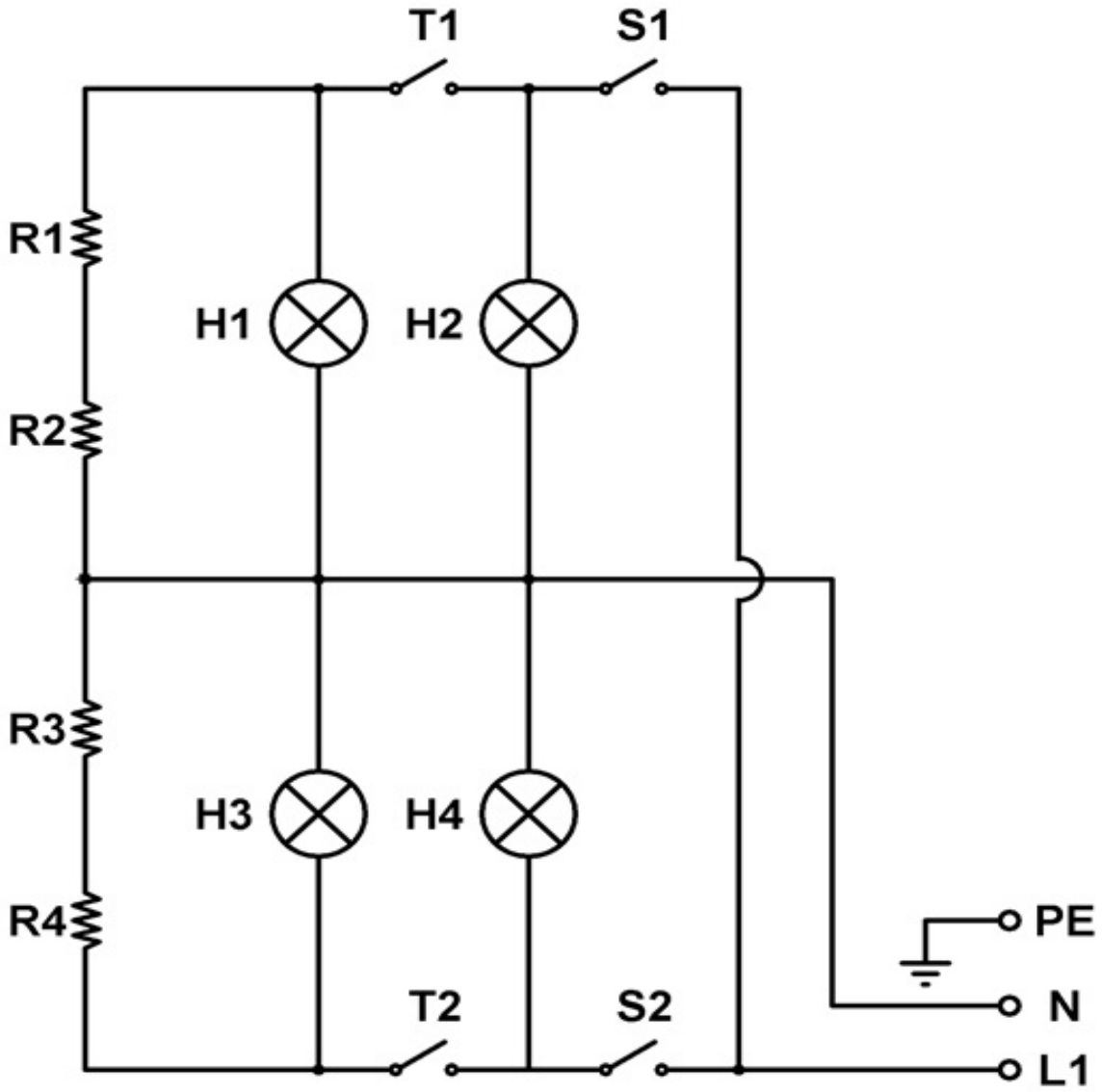

NO	AÇIKLAMA / DESCRIPTION	NO	AÇIKLAMA / DESCRIPTION
R1 - R3	Rezistans / Resıstance (1100 W)	S1 - S2	Şalter / Power Swıtch
R2 - R4	Rezistans / Resıstance (1100 W)	H1 - H4	Şalter Kontrol Lambası (Kırmızı) Power Swıtch Control Lamps (Red)
T1 - T2	Termostat / Thermostat (52 - 310 °C)	H2 - H3	Termostat Kontrol Lambası (Yeşil) Thermostat Control Lamps (Green)

NO.	STOK KODU	AÇIKLAMA / DESCRIPTION	AD. PCS.	ALIŞ FİYATI	SATIŞ FİYATI
1		GÖVDE / MAIN BODY	1		
2		TABAN / LOWER COVER	1		
3		YAĞDANLIK / LUBRICATOR	1		
4		ÇERCEVE / FRAME	1		
5		REZİSTANS TUTUCU RESISTANCE HOLDER	4		
6		REZİSTANS / RESISTANCE	4		
7		IZOLASYON / INSULATION	4		
8		ALT DÖKÜM / LOWER CASTING	2		
9		ÜST DÖKÜM / UPPER CASTING	2		
10		ARKA YAĞDANLIK / REAR LUBRICATOR	1		
10A		ORTA YAĞDANLIK / MIDDLE LUBRICATOR	1		
11		SOL KOL / LEFT ARM	2		
12		SAĞ KOL / RIGHT ARM	2		
13		YÜZÜK / HANDLE CONNECTION ELEMENT	4		
14		DERLİN TUTAMAK / UP COVER LIFT	2		
15		AYAK / FEET	4		
16		SPİRAL / CABLE PROTECTION	2		
17		BESLEME KABLOSU / FEEDING CABLE	2		
18		RAKOR / FEEDING CABLE SOCKET	2		
19		ÜST KAPAK / UPPER COVER	2		
20		TERMOSTAT / THERMOSTAT	2		
21		ŞALTER / POWER SWITCH	2		
22		TERMOSTAT LAMBASI / THERMOSTAT LAMP	2		
23		TERMOSTAT DÜĞMESİ / THERMOSTAT BUTTON	2		
24		ŞALTER LAMBASI / POWER SWITCH LAMP	2		
25		ŞALTER DÜĞMESİ / POWER SWITCH BUTTON	2		